



TAPS Transition @Home : Term 4 2021, Week 6 (10th November 2021)

We are very excited about you coming to our school next year – we can't wait to see your smiling faces. We hope that you are looking forward to starting Kindergarten. For the next 3 weeks, we will have some stories all about starting school.

This week, Tiggy goes to school for the very first time. She has a big imagination, and big feelings too. Tiggy takes along her magic paintbrush to help get herself out of trouble, but do you think that really works?

Here is the link to this week's story, **Tiggy and the Magic Paintbrush – A School Day Smile:**

<https://storyboxlibrary.com.au/stories/tiggy-a-school-day-smile>


[Story Box - username = Thomas Acres PS; password = taps2021]

We hope you enjoy singing our fun songs for this week:

The Rainbow Colours Song: <https://www.youtube.com/watch?v=tRNy2i75tCc>

What's Your Favourite Animal: <https://www.youtube.com/watch?v=1fUq1eTMFDc>

Start the Day With a Smile: <https://www.youtube.com/watch?v=MrwlkZZcINl>



Remember to sing our weekly songs often - we provided these links last term, and we put them up on Seesaw for you at the start of Term 4: The Alphabet Song, The Number Song, and The Days of the Week Song.



We hope you enjoy some time playing, making, talking, sharing stories with your children and singing along with them 📖🎵.

Make sure you tell your child that we said hello 🙌😊
Mrs Sannio, Mrs Azevedo & Mr Pelaez



Craft time:

After listening to the story 'Tiggy and the Magic Paintbrush – A School Day Smile' talk about what you are looking forward to at big school.

What will you tell your new teacher and friends is your favourite colour? What about your favourite animal?

USE anything you have at home to create a self-portrait.

Draw yourself with a BIG SMILE on your first day of school!!!!!!

Please see the **collage of ideas**, or copy our craft on the next slide.

Allow your child to have **FUN**, but with some direction!

Allow your child to **follow simple instructions**.

WHY do we do craft? **To develop fine motor skills.**

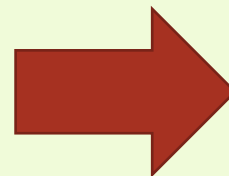

They could draw, cut, print, collage, paint, colour, glue and so on to create their self-portrait.



**** See next slide for our creation.....**



What we used:



Our Creation:



☺ **Have FUN!**

Write your name on the back of your smiling portrait!

*** Please SHARE your creations via Seesaw**

