



TAPS Transition @Home : Term 4 2021, Week 4 (27th October 2021)

Today we have a story about a witch, who wears a very tall hat, and who rides on her broom with her cat. They go on an adventure and meet new friends on the way. BUT, will they escape the dragon? This is a beautiful story about being kind to friends, sharing and helping others!!!


Here is the link to this week's story, **Room on the Broom**:
<https://www.youtube.com/watch?v=6BnHInUVDEo>

We hope you enjoy singing our fun songs for this week:

Five Speckled Frogs: <https://www.youtube.com/watch?v=TtX8yVEF0-w>

Hey Diddle Diddle: <https://www.youtube.com/watch?v=caRuhprYlOO>

Share, Share, Share: <https://www.youtube.com/watch?v=07GOYhBnAZw>



Remember to sing our weekly songs often - we provided these links last term, and we put them up on Seesaw for you at the start of Term 4: The Alphabet Song, The Number Song, and The Days of the Week Song.

We hope you enjoy some time playing, making, talking, sharing stories with your children and singing along with them 📖🎵.

Make sure you tell your child that we said hello 🙌😊
Mrs Sannio, Mrs Azevedo & Mr Pelaez



Craft time:

After listening to the story 'Room on the Broom' discuss animals and where they live. Eg. Birds build a nest to live in. Also, revise the names of colours.

USE anything you have at home to create a **green bird in a nest!**

Please see the **collage of ideas**, or copy our craft on the next slide.

Allow your child to have **FUN**, but with some direction!

Allow your child to **follow simple instructions**.

WHY do we do craft? **To develop fine motor skills.**

They could draw, cut, print, collage, paint, colour, glue and so on to create their green bird.






**** See next slide for our creation.....**



What we used:

Our Creation:



😊 **Have FUN!**

Write your name on the artwork, just like a real artist!

*** Please SHARE your creations via Seesaw**

