



TAPS Transition @Home : Term 3 2021, Week 7

We hope all our families are staying safe and well in lockdown.

We have loved seeing you become involved in TAPS Transition @Home ... thank you families 😊

This week you are going to meet an enthusiastic shark who loves life! His name is Clark. Sometimes he gets too loud, and has to learn when it is time to change his behaviour.

The link to our story is:


Clark the Shark - <https://storylineonline.net/books/clark-the-shark/>

Remember to sing our weekly songs often (we previously provided these links):
The Alphabet Song, The Number Song, and The Days of the Week Song.

Here are two new fun songs for this week:

Baby Shark: <https://www.youtube.com/watch?v=XqZsoesa55w>

Down In The Deep Blue Sea: <https://www.youtube.com/watch?v=7pMEQsk3c5Y>



We hope you enjoy some time playing, making, talking, sharing stories with your children and singing along with them 📖🎵.

Make sure you tell your child that we said hello 🙋😊

Mrs Sannio, Mrs Azevedo & Mr Pelaez



Craft time:

After listening to the story '**Clark the Shark**' discuss your favourite part!

This story has inspired our **octopus** artwork for this week - Mrs Indydink!

Discuss how to stay in control even when excited so you can focus and not distract others.

USE anything you have at home to create a body.

Eyes, suction caps (stamped, stuck on or drawn) and
8 legs (paper chain, concertina folding, string) and mouth.



It's **FUN**, but with some direction! Allow your child to follow simple instructions.


WHY do we do craft? **To develop fine motor skills** 😊

SO use different materials and allow your child to experiment.

*** See next slide for our creation.....**




What we used:



It's OK to fold or roll the 8 legs!

We stamped the sucker caps with cut out egg carton!

Our creation:



😊 **Have FUN!**

Write your name on your art, just like a real artist!

*** Please SHARE your creations via Seesaw**

