



## TAPS Transition @Home : Term 3 2021, Week 10


We hope all our families are staying safe and well in lockdown.

We have loved seeing you become involved in TAPS Transition @Home, thank you families 😊

Last week we met Pete the Cat! We loved him so much we found another book.

Pete has four colourful, groovy buttons on his shirt.

Can you guess what might happen to his buttons as Pete goes about his day?



This week we hope you can join in the story. Here is the link:

**Pete the Cat and his Four Groovy Buttons** - <https://www.youtube.com/watch?v=qdV0KU3Z0EI>

Remember to sing our weekly songs often (we previously provided these links):

The Alphabet Song, The Number Song, and The Days of the Week Song.

Here are two new fun songs for this week:

**Ten Little Numbers:** <https://www.youtube.com/watch?v=DhdbWpiv5cQ>

**The Animal Sounds Song:** <https://www.youtube.com/watch?v=t99ULJjCsaM>



We hope you enjoy some time playing, making, talking, sharing stories with your children and singing along with them 📖🎵.

Make sure you tell your child that we said hello 🙋😊

Mrs Sannio, Mrs Azevedo & Mr Pelaez



# Craft time:

After listening to the story '**Pete the Cat and his Four Groovy Buttons**' play some counting games with addition and subtraction using everyday objects at home. For example, count out 5 buttons/pasta/beads etc and take some away or add to work out what is left 'altogether'.

This has inspired our **CAT ARTWORK** for this week.

**USE anything you have at home to create** a cat body (handprint/trace hand), eyes (stick on or draw), nose (cut out a triangle), whiskers (stick on or draw) and head (cut and stick/draw) and tail (paint, stamp, stick on or draw).

It's **FUN**, but with some direction! Allow your child to follow simple instructions.



WHY do we do craft? **To develop fine motor skills** 😊



**We can add and subtract!**

SO use different materials and allow your child to experiment.

**\* See next slide for our creation.....**



What we used:



Our creation:



😊 **Have FUN!**

Write your name on your art, just like a real artist!



**\* Please SHARE your creations via Seesaw**

